



ERGODECK®


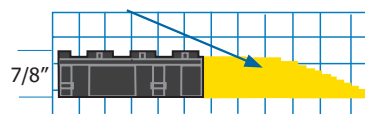
Ergonomic Interlocking Tiles That Create a Floor Above a Floor.

A comfortable, ergonomic floor that will withstand heavy use. The patented LockSafe® Positive Interlocking System delivers secure connections. Perfect for lean manufacturing, tiles can be unlocked and repositioned as work centers change to fit customer needs.

The optional 6" side safety ramps and corners have countersunk holes for semi-permanent installation. Available in a solid and drainage version and with three comfort levels: Heavy Duty for heavy use and cart traffic, General Purpose for foot traffic, and Comfort for more stationary, standing workers.

- Exceptional comfort in wet or dry applications
- Customize in 3" increments to fit any area or configuration
- Positive Interlocking System prevents separation
- Ability to replace single tiles or reconfigure reduces costs
- 100% silicone-free PVC tiles provide maximum durability

OPTIONAL EDGING



ErgoDeck® Drainage
Use where debris must pass through the mat.

ErgoDeck® Solid
Use in dry areas for ease of maintenance.

Protected Design, ErgoDeck®. U.S. Patent No. 8,006,443.



More solutions. New names.

With the addition of ErgoDeck® Comfort, the ErgoDeck® line of products has grown to address more ergonomic and safety concerns than ever before. Product selection is easier, too. ErgoDeck® Original and Soft have new names to reflect their application.




ErgoDeck® Heavy Duty (HD)

Formerly Original, this version is best for heavy cart and foot traffic. Why? The harder compound allows carts to roll with ease, while the box-spring design provides structural support necessary for heavy loads and impact absorption for health and comfort.



ErgoDeck® General Purpose (GP)

Formerly Soft, this version addresses worker health and comfort for areas with primarily foot traffic and light cart traffic. Why? The same box-spring pattern as HD, but using a softer compound for greater comfort and reduced heel strike.



ErgoDeck® Comfort

new

This latest addition delivers optimum comfort. How? It's not the compound, but the engineering. This spring-only material design compresses more underfoot for a rubberlike feel, but with the secure connections and customization that only ErgoDeck® can deliver.

ErgoDeck® Custom Colors



White (WH) Blue (BL) Green (GN) Yellow (YL) Orange (OR) Red (RD)

PROGRAM GUIDELINES

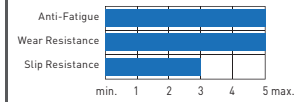
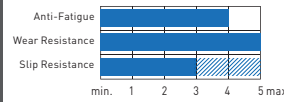
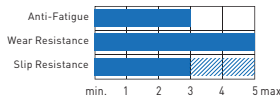
HD Blue Solid and GP White Solid and White Drainage are now in stock! For all others, minimum order quantity of 50 cases per part number. Ramps and corners also available in colors. Call for minimums. Lead time is 4–6 weeks.

HD (HEAVY DUTY)
for heavy cart & foot traffic

GP (GENERAL PURPOSE)
for common areas & added comfort

COMFORT
for optimum standing comfort
Coming Oct. 2012

PERFORMANCE RATINGS



	HD (HEAVY DUTY)		GP (GENERAL PURPOSE)		COMFORT	
	Solid	Drainage	Solid	Drainage	Solid	Drainage
STYLES	18" x 18" tiles	18" x 18" tiles	18" x 18" tiles	18" x 18" tiles	18" x 18" tiles	18" x 18" tiles
THICKNESS	7/8"	7/8"	7/8"	7/8"	7/8"	7/8"
ADDED TRACTION	GRIT SHIELD™ option	GRIT SHIELD™ option	GRIT SHIELD™ option	GRIT SHIELD™ option	n/a	n/a
STOCK COLORS	Black Blue	Black	Charcoal White	Charcoal White	Charcoal	Charcoal
EDGING	6" x 18"	6" x 18"	6" x 18"	6" x 18"	6" x 18"	6" x 18"
COMPOUND	PVC	PVC	PVC	PVC	PVC	PVC
WARRANTY	3 years	3 years	3 years	3 years	3 years	3 years
PATTERN						
GRIT SHIELD™						
STOCKED PART NUMBERS	562.78x18x18BK-CS10 562.78x18x18BL-CS10 With GRIT SHIELD™: 563.78x18x18BK-CS10	560.78x18x18BK-CS10 With GRIT SHIELD™: 561.78x18x18BK-CS10	566.78x18x18CH-CS10 566.78x18x18WH-CS10 With GRIT SHIELD™: 567.78x18x18CH-CS10	564.78x18x18CH-CS10 564.78x18x18WH-CS10 With GRIT SHIELD™: 565.78x18x18CH-CS10	556.78x18x18CH-CS10	558.78x18x18CH-CS10
NON-STOCKED PART NUMBERS	562.78x18x18GN-CS10 562.78x18x18OR-CS10 562.78x18x18RD-CS10	560.78x18x18BL-CS10 560.78x18x18GN-CS10 560.78x18x18OR-CS10 560.78x18x18RD-CS10 560.78x18x18YL-CS10				

TESTING DATA BY STYLE

	HD (HEAVY DUTY)	GP (GENERAL PURPOSE)	COMFORT
COMPRESSION SET	ASTM D 575-91: 4.84%	ASTM D 575-91: 4.84%	ASTM D 575-91: 14.15%
COEFFICIENT OF FRICTION	ASTM F1677: Dry: .65 Wet: .42 (No. 563 Dry: 1.1 Wet: .62)	ASTM F1677: Dry: .65 Wet: .42 (No. 561 Dry: 1.1 Wet: .62)	ASTM F1677: Dry: .65 Wet: .42 (No. 567 Dry: 1.1 Wet: .62)
COEFFICIENT OF FRICTION	DIN 51130: R10 (No. 563: R13)	DIN 51130: R10 (No. 561: R13)	DIN 51130: R10 (No. 565: R13)

Visit www.wearwell.com for details

TESTING DATA FOR ALL PRODUCTS LISTED

FLAMMABILITY	MVSS 302: "A" Rating
TABOR ABRASION	ASTM D3884: < 1% lost @ 1,000 cycles
TEMPERATURE RANGE	ASTM D1056: 0 to 120°F

EDGING

	DESCRIPTION*	COLOR	NON-STOCKED PART NUMBERS	STOCK PART NUMBERS†
EDGING 6" X 18"	Edging	Black	560.78x6x18BK	560.78x6x18BK-CS10
	Edging	Yellow	560.75x6x18YL	560.75x6x18YL-CS10
	Edging	Charcoal	564.78x6x18CH	564.78x6x18CH-CS10
	Edging	White	564.78x6x18WH	564.78x6x18WH-CS10
	Edging w/GRIT SHIELD™	Yellow	561.78x6x18YL	561.78x6x18YL-CS10
	Edging w/GRIT SHIELD™	Black	561.78x6x18BK	561.78x6x18BK-CS10
OUTSIDE CORNERS 15" X 15"	Outside Corner	Black	560.78x6x15x15BK	560.78x6x15x15BK-CS4
	Outside Corner	Charcoal	564.78x6x15x15CH	564.78x6x15x15CH-CS4
	Outside Corner w/GRIT SHIELD™	Black	561.78x6x15x15BK	561.78x6x15x15BK-CS4
	Outside Corner w/GRIT SHIELD™	Yellow	561.78x6x15x15YL	561.78x6x15x15YL-CS4
	Outside Corner w/GRIT SHIELD™	White	564.78x6x15x15WH	564.78x6x15x15WH-CS4
INSIDE CORNERS 6" X 9"	Inside Corner	Yellow	560.78x6x15x15YL	560.78x6x15x15YL-CS4
	Inside Corner	Charcoal	564.78x6x9x9CH	n/a
	Inside Corner w/GRIT SHIELD™	Black	561.78x6x9x9BK	n/a
	Inside Corner w/GRIT SHIELD™	Yellow	561.78x6x9x9YL	n/a
	Inside Corner w/GRIT SHIELD™	White	564.78x6x9x9WH	n/a

*Edging and corners are available in an array of styles & colors to suit a variety of needs and compatible with our complete line of ErgoDeck® tiles.

†Cases CS10 = 10 ct. CS4 = 4 ct.